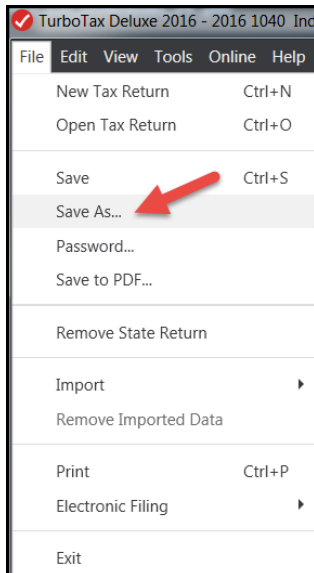
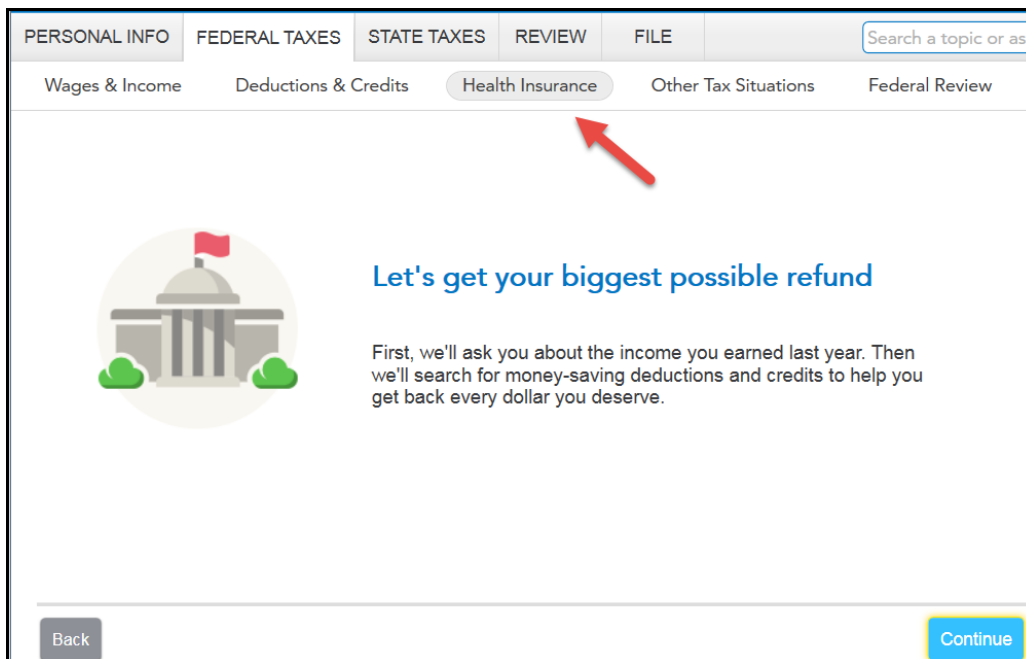


Instructions to reply to the IRS letter on missing Form 8962

- 1) Open your return.
- 2) Go to **File** (upper left hand corner), scroll down and select **Save As**.



- 3) Save your return with a new name such as “original return with 8962” and click **Save**.
- 4) Go to **Federal Taxes** tab (if using the Home and Business Product, go to the **Personal** tab) and then select the **Health Insurance** tab.



- 5) Answer the question on the *Did you (both) have health insurance coverage in 2016?* screen and then click **Continue**.

What else counts?'. There are three radio button options: 'We both had health insurance coverage all year.' (selected), 'Neither of us had it at any point.', and 'I'll pick who had it and which months'. A red arrow points to the second option. Below the options is a link: '[What if I have an exemption certificate number \(ECN\)?](#)'. Below the link is a paragraph: 'Great, we'll check if either of you bought a plan through Covered California next.' At the bottom are two buttons: 'Back' and 'Continue'. A red arrow points to the 'Continue' button."/>

PERSONAL INFO FEDERAL TAXES STATE TAXES REVIEW FILE Search a topic or ask a question..

Wages & Income Deductions & Credits Health Insurance Other Tax Situations Federal Review Smart Check

Did you both have health insurance coverage in 2016?

Coverage includes plans through work, retirement, Medi-Cal, VA, and others. [What else counts?](#)

We both had health insurance coverage all year.

Neither of us had it at any point.

I'll pick who had it and which months

[What if I have an exemption certificate number \(ECN\)?](#)

Great, we'll check if either of you bought a plan through Covered California next.

Back Continue

- 6) On the next few screens, you'll answer health insurance questions and also enter the information from your **Form 1095-A**.
- 7) The *That's all we need to continue your 2016 coverage* screen will be the last Health Insurance screen. Click **Continue**.

What if I have a 1095-B or 1095-C to enter?'. At the bottom are two buttons: 'Back' and 'Continue'. A red arrow points to the 'Continue' button."/>

PERSONAL INFO FEDERAL TAXES STATE TAXES REVIEW FILE Search a topic or ask

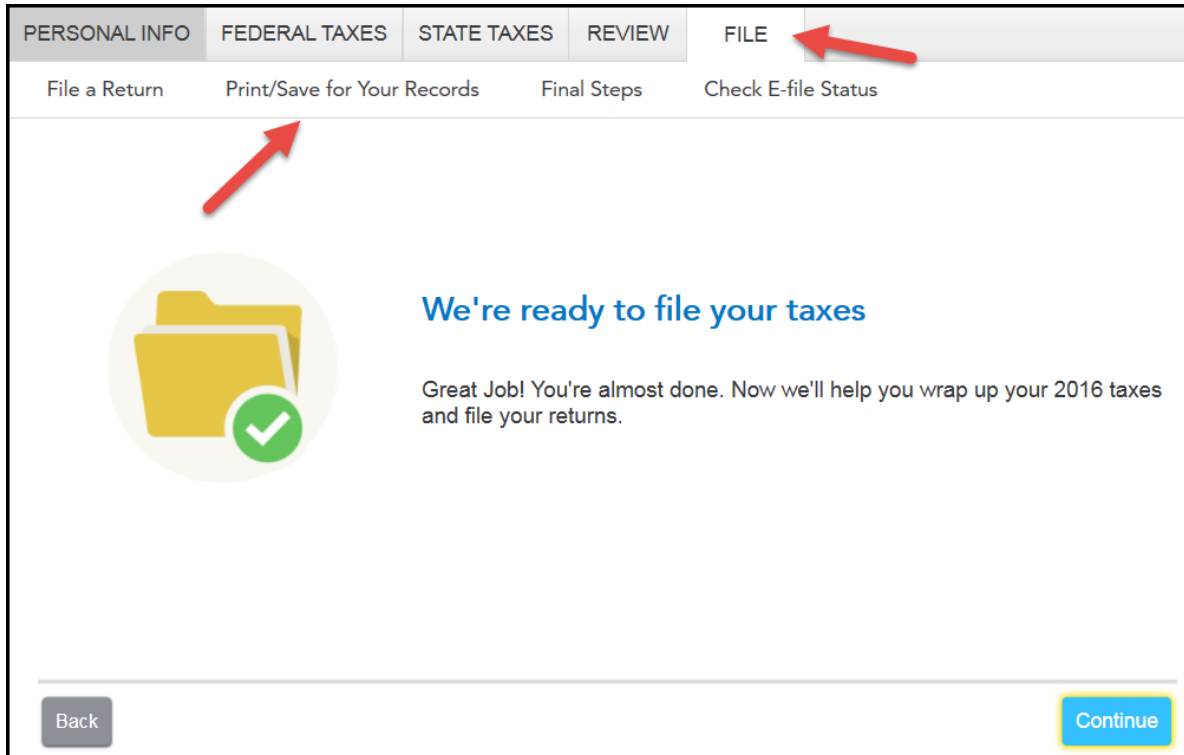
Wages & Income Deductions & Credits Health Insurance Other Tax Situations Federal Review

That's all we need on your 2016 coverage

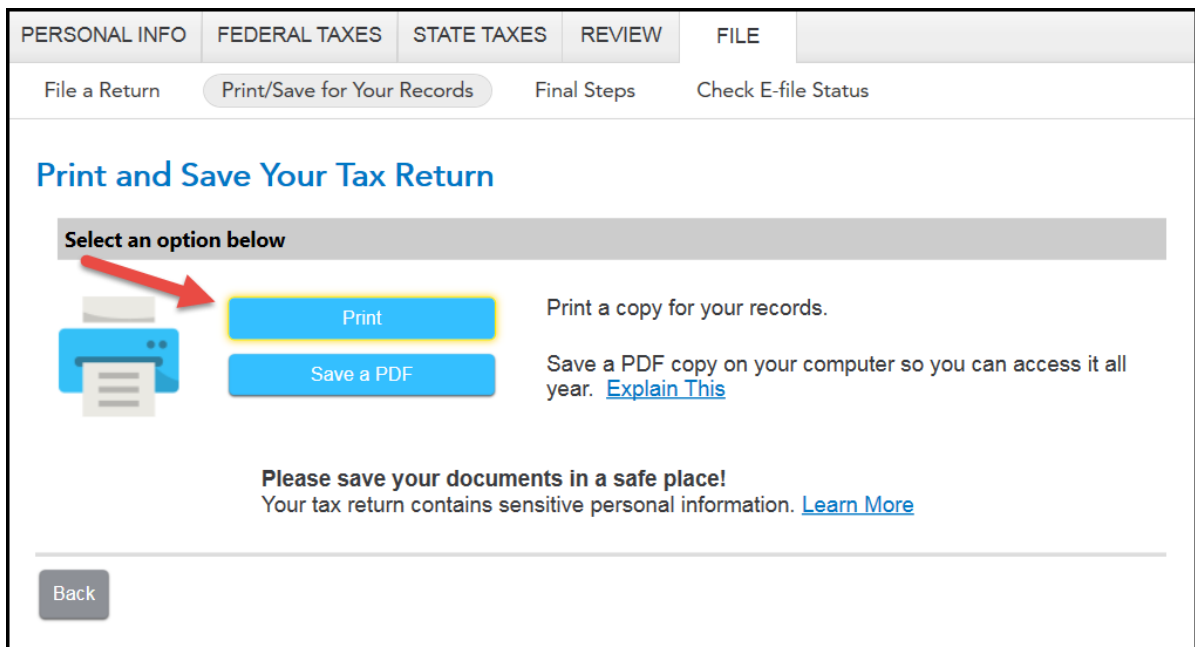
[What if I have a 1095-B or 1095-C to enter?](#)

Back Continue

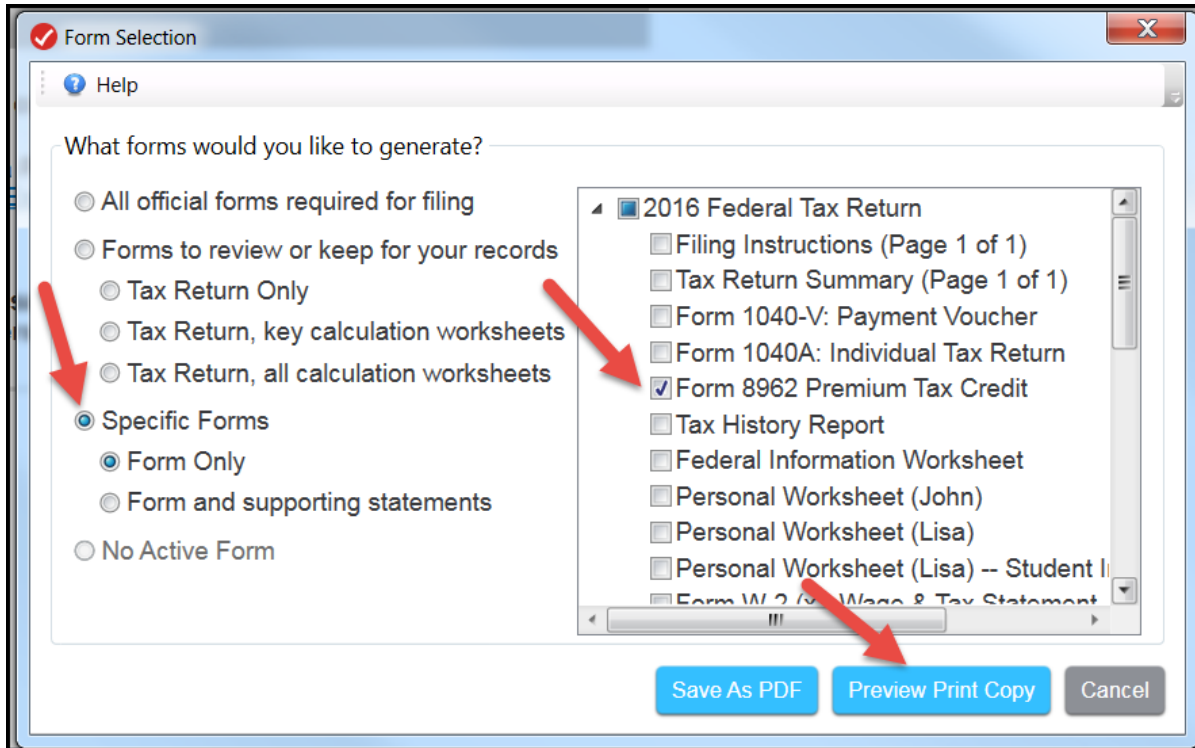
- 8) Now you are ready to print your Form 8962 to send to the IRS. Select the **FILE** tab and then **Print/Save for Your Records**.



- 9) On the *Print and save Your Tax Return* screen, click **Print** to print the form you need.



10) In the *Form Selection* window, select **Specific Forms** and then check the box for **Form 8962**. Finally, select **Preview Print Copy** and then print the form.



11) Send the following to the IRS address or FAX number given in your IRS letter:

- Form 8962, Premium Tax Credit
- A copy of your Form 1095-A, Health Insurance Marketplace Statement
- A copy of the IRS letter that you received.