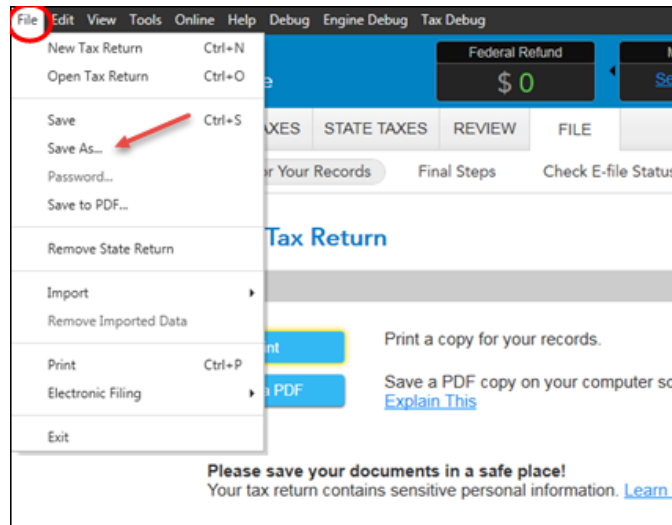
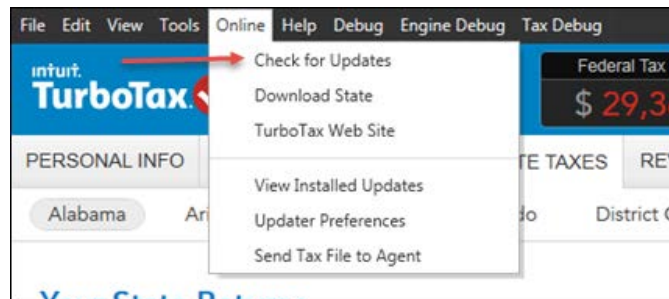


2014 North Carolina Amend Instructions for TurboTax CD/Download:

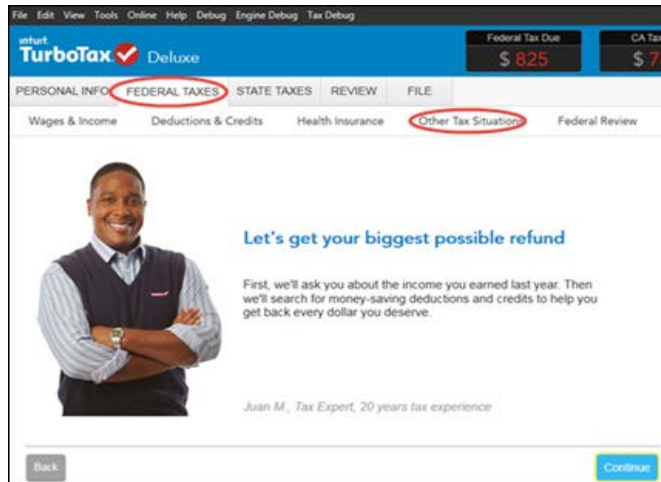
- 1) Select and open your return.
- 2) Select **File** and **Save As** “Amended 2014 return” before you update TurboTax to preserve your original return.



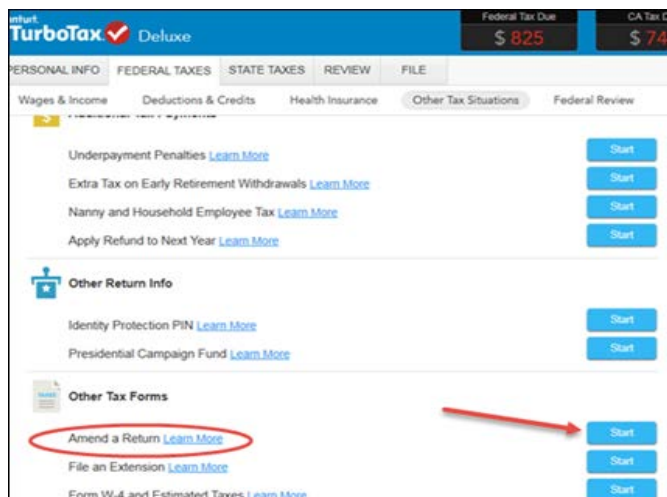
- 3) Select **Online** and **Check for Updates**.



- 4) Go to **Federal Taxes** tab (if using the Home and Business Product, go to the **Personal** tab) and then select the **Other Tax Situations** tab

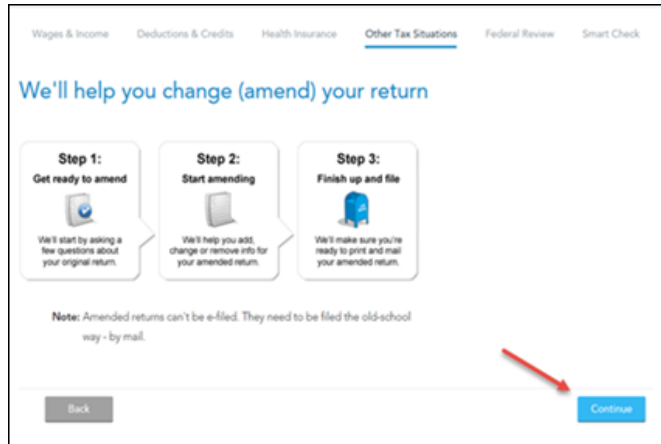


- 5) On the **Other Tax Situations** screen, scroll down to **Other Tax Forms** and next to **Amend a Return**, select the **Start** button.



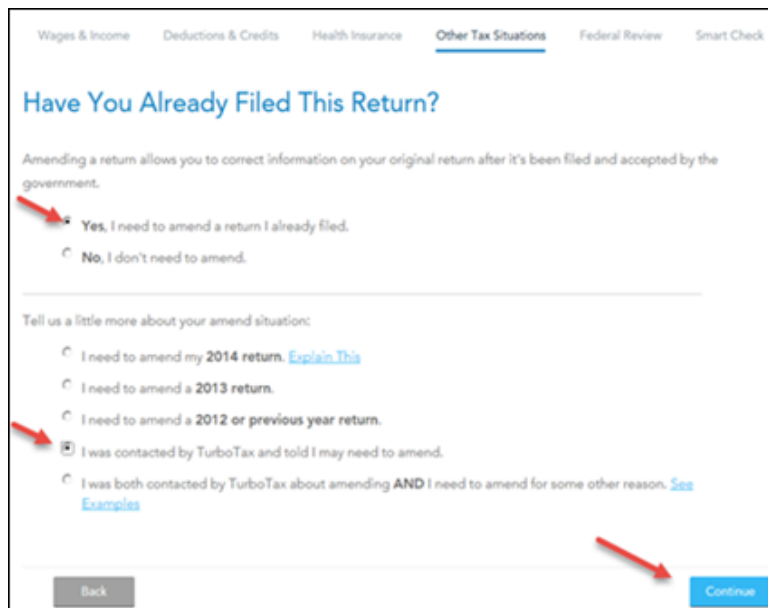
Start to Amend Your Return:

- 1) On the **We'll Help you change (amend) your return** screen, click **Continue**.



- 2) On the **Have You Already Filed This Return?** screen, select **Yes, I need to amend a return I already filed.**

Also select **I was contacted by TurboTax and told I may need to amend**, then click **Continue**.



- 3) On the **Tell Us Which Returns You Want to Amend** screen, select **I want to amend only my federal or only my state return.** Select **Amend my North Carolina return.** Then select **Continue**.

PERSONAL INFO FEDERAL TAXES STATE TAXES REVIEW FILE

Wages & Income Deductions & Credits Health Insurance Other Tax Situations Federal Review

Tell Us Which Returns You Want to Amend

We recommend you amend both your **federal and state** returns. That's because both the IRS and your state will want to know why you amended your return.

I want to amend **both** my federal and state returns.
 I want to amend only my federal **or** only my state return.

[When is it OK to amend only one return?](#)

Are you sure you want to amend only one return?

We strongly recommend amending both your federal and state returns.

If you're sure about amending only one return, select the return you want to amend:

Amend my federal return
 Amend my California return

Back Continue

- 4) On the **Do you still receive your mail at this address**, review the info and select **Continue**.

Wages & Income Deductions & Credits Health Insurance Other Tax Situations Federal Review Smart Check

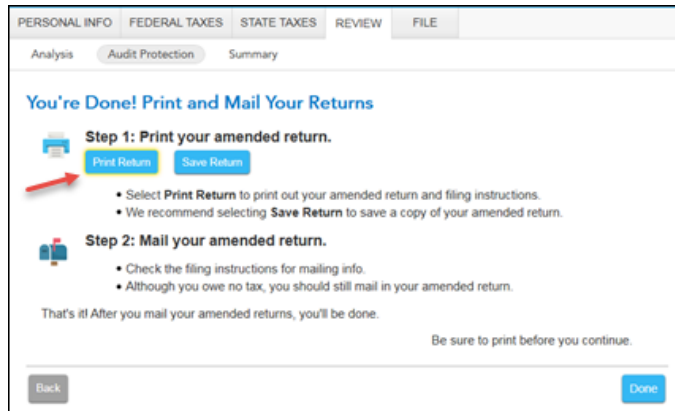
Do you still receive your mail at this address?

Main Street
San Diego, CA
92108

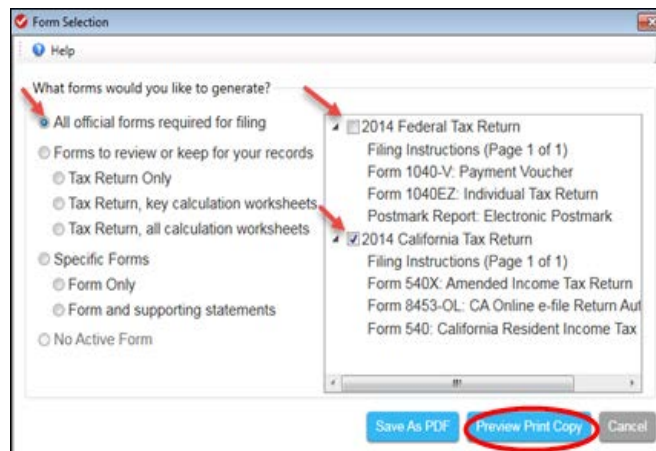
Yes
 No

Back Continue

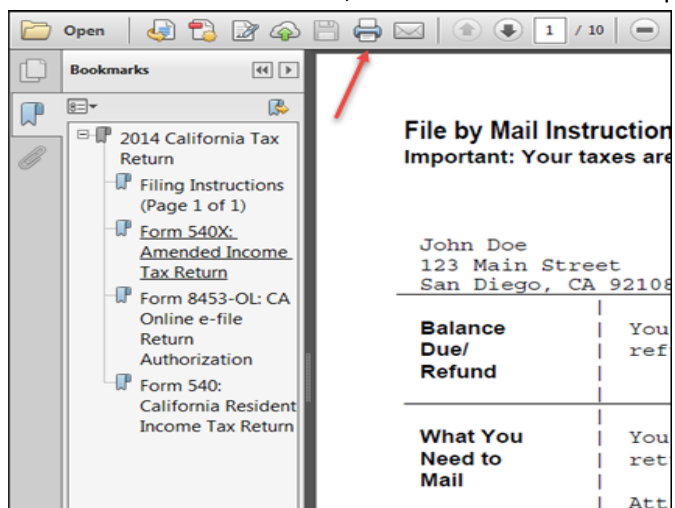
- 5) On the **Why did you need to amend your return?** Screen, indicate *“The original North Carolina return was filed prior to the signed Session Law 2015-2. This amended return includes the correct additions due to this new law.”* Then select **Continue**.



- 9) In the **Form Selection** window, select **All official forms required for filing**, uncheck the box for **2014 Federal tax return** and check the box for **your North Carolina return**. Then, select **Preview Print Copy**.



- 10) On the **Print Preview** screen, select the **Printer Icon** to print your forms.



11) After printing your return,

- The instruction letter will indicate any balance due that you need to pay or refund that you will receive.
- The instructions will also tell you the address to mail your return.
- Be sure to print out an extra copy to keep for your files.