

INTUIT
Enterprise Suite

December 2024 product release overview

Table of contents

Multi-entity accounting & financial management

Manual eliminations	4
Multi-entity consolidated reports	5
User visibility across entities	6
Recurring payments from your customers	7
AI-powered 1099 service	8

Dimensions & business intelligence

Multi-entity consolidated reports	10
Dimensions in the bank feed	11
Enhanced reporting for projects	12
Tailored tools for professional services	13
Spreadsheet Sync with Google Sheets	14
Granular permissions for reports	15

Industry-specific customizations

Enhanced reporting for projects	17
Tailored tools for professional services	18
Enhanced project planning	19
Knowify data integration	20
BigTime data integration	21

Security & compliance

User visibility across entities	23
Granular permissions for reports	24
HR manager role	25

Some features offer benefits that apply to more than one category.

Multi-entity accounting & financial management

Automated and streamlined finances for
valuable insights to scale your business

Manual eliminations

What

Adjust elimination amounts to remove the impact of intercompany transactions in one place.

Why

Get accurate financial statements that are designed to comply with accounting standards without having to add entries to an individual entity's books.

Manual elimination #2134

This is just for your consolidated accounting. It won't post to any of your companies' books.

Date

12 / 22 / 2024

ME 2134

#	Company	Account	Debits	Credits	Description	Actions
<div></div> 1	Keystone Construction	Construction Income	\$15,000			<div></div>
<div></div> 2	Keystone Construction	Cost of Goods Sold		\$10,000		<div></div>
<div></div> 3	Williams Construction	Inventory		\$5,000		<div></div>
<div></div> 4						<div></div>
<div></div> 5						<div></div>
Total			\$15,000	\$15,000		

Add lines

Clear all lines

Memo

Attachments

Drag/drop files here or click to add

Maximum size: 20MB

Close window

Cancel

Save

Save and new

Multi-entity consolidated reports

What

Run consolidated financial reports for your companies within Intuit Enterprise Suite, including **Balance sheet, Profit and loss, Cash flow statement, and Trial balance.**

Why

Get your consolidated financial reports without having to sync with spreadsheets. You'll save time and get valuable insights into business performance across entities.

INTUIT
Enterprise Suite

+ New

BOOKMARKS

+ Add a bookmark

MENU

Dashboard

Tasks

Transactions

Multi-entity

Advanced accounting

Sales

Expenses

Customers & leads

Reports

Payroll

Time

Projects

Financial planning

Workflow automation

Taxes

Powered by qb quickbooks

Rising Building Co

Contact experts

Help

Video tour

Learn more

Feedback

Back to multi-entity

Report period

Year to date

Accounting method

Accrual

View options

Customize report

Save

Last updated 9 minutes ago

Profit and loss

Rising Building Co

January 1 - December 20, 2024

	Rising Building Co	Williams Construction	Horizon Construction	Eliminations	Total
Income					
Channel Discount	48538.35	68178.29	93874.46		210591.11
Shopify Discount	48538.35	68178.29	93874.46		210591.11
Channel Sales	85211.64	77633.10	39742.82		202587.55
Shopify Sales	85211.64	77633.10	39742.82		202587.55
Channel Shipping Income	44471.00	36002.10	63773.81		144246.91
Shopify Shipping Income	44471.00	36002.10	63773.81		144246.91
Discount Income	77198.41	64631.56	61424.03		203254.00
Sales	86257.86	8221.54	70176.52	879.28	163776.65
Sales of Product Income	80713.66	87435.92	65019.03	959.49	232209.12
Shipping Income	85689.76	90684.55	24003.33		200377.63
	\$5,08,080.69	\$4,32,787.05	\$4,18,014.01		13,58,881.75
Cost of Good Sold					
Channel Selling Fees	18338.66	3667.08	58781.32	955.11	79831.94
Shopify Selling Fees	18338.66	3667.08	58781.32	955.11	79831.94
Cost of Goods Sold	83948.81	55085.78	57965.09		1,96,999.69
	\$1,20,626.12	\$62,419.94	\$1,75,527.74		\$3,58,573.79
GROSS PROFIT	\$8,341.18	\$8,341.18	\$8,341.18		\$8,341.18
Invoices					
Advertising & Marketing	37784.99	60703.37	61609.60		160097.96
Car & Truck	96183.80	3349.24	18,478.91		118,011.95
Contractors	99,731.39	30,797.64	89,292.69	838.70	218,983.02
Insurance	67,374.66	2,628.23	26,416.92		96,419.80

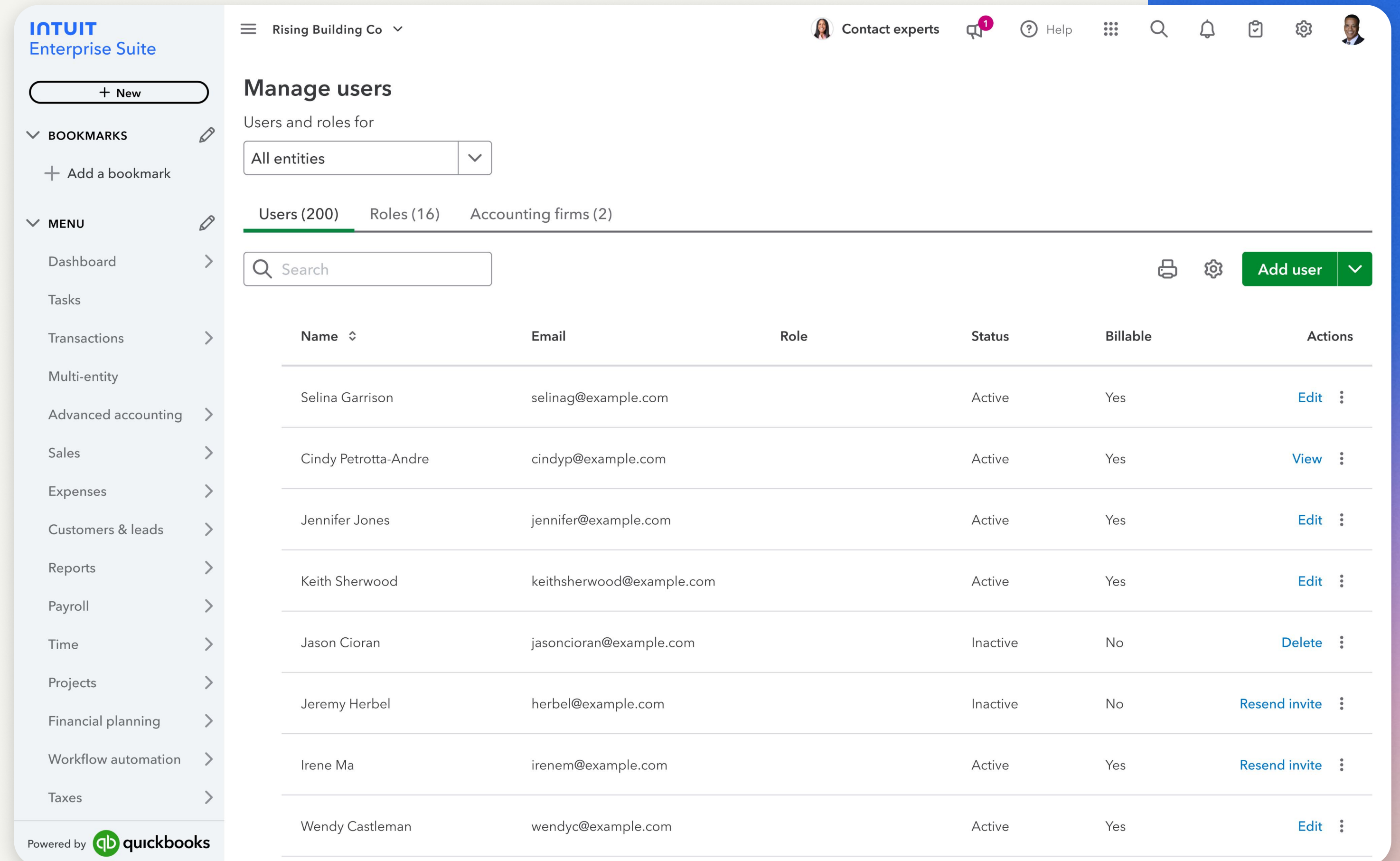
User visibility across entities

What

Admins can view and manage all users in one place. They can see the entities the user has access to, their role, and current status, plus make changes to that access.

Why

Improve oversight and management of your users without switching between entities.



Recurring payments from your customers

What

Set up automatic payments for your customers. Choose how often and when they’re charged, as well as when (or if) the payments end.

Why

Get a consistent, predictable source of cash flow, with more control over how recurring payments are scheduled.

Available for customers with QuickBooks Online Payments.

Money movement services are provided by Intuit Payments Inc., licensed as a Money Transmitter by the New York State Department of Financial Services. For more information about Intuit Payments’ money transmission licenses, please visit <https://www.intuit.com/legal/licenses/payment-licenses/>. Not available in U.S. territories or outside the U.S.

Recurring payment

?

×

Edit

Email view

Payor view

Receipt view

Take a tour

Manage

Feedback

RECURRING PAYMENT

Rising Building Co

8 Court St Plaza

GA 23456

email@risingbuildingco.com

(762) 555-7153

risingbuildingco.com

Edit company

Michael Scott

▼

michaelscott@gmail.com

Cc/Bcc

Bill to:

Greg Johnson

8765 Elm St

Evergreen Peak, NM 33333

Ship to:

Greg Johnson

8765 Elm St

Evergreen Peak, NM 33333

Recurring payment no.

12345

Edit customer

Product or Service

#	Product/Service	Description	Qty	Rate	Amount	One-time	Tax	
⋮	1	Internet service	Monthly maintenance	1	\$250.00	\$250.00	<input type="checkbox"/>	<input checked="" type="checkbox"/>
⋮	2	Add-ons	Additional add ons	1	\$255.00	\$255.00	<input type="checkbox"/>	<input checked="" type="checkbox"/>

Add product or service

←

Recurring payment settings

Interval

↺

Your recurring payment will be charged

monthly on the first day.

When to charge

Select future date

▼

Start date

12/20/2024

📅

Your customer must accept before this date.

End

Never

▼

Repeat

Every number of months

Monthly

▼

1

On

Day

Day

▼

1st

▼

Advanced options

Save

▼

Review and send

AI-powered 1099 service

What

Complete your 1099s with an automated solution that identifies who may need a 1099, helps collect any missing information, and prepares the forms.

Why

Save time and minimize frustration when your 1099s are done for you. All you need to do is review and approve.

Available in January. Additional fees apply.

INTUIT
Enterprise Suite

Prepare 1099s

Give feedback

Contact experts

✓ Quick setup

2 Review

3 Pay and file

Review your 1099s

We've scanned your books and used some intelligence behind the scenes to put together a list of folks who seem to meet the IRS criteria for a 1099. Take a look and make any needed updates. Then select the ones you're ready to file. [How we made the list](#)

Open Transaction List by Vendor

Forms to file

Already filed

View all

Update account mapping to 1099 boxes

Preview forms

Include more recipients

16 of 18 selected

	Recipient	Status	Form type	Amount reported
✓	Connie DeRocco	Ready to file	1099-NEC	\$3,105.28
✓	Kurt Rutherford	Ready to file	1099-NEC	\$3,804.55
✓	Jared Day	Ready to file	1099-NEC	\$3,816.98
✓	Jennifer Crosby	Ready to file	1099-MISC	\$4,471.74
✓	Monica Massie	Ready to file	1099-NEC	\$1,755.61

I've reviewed & am ready to file

Dimensions & business intelligence

Detailed, dimensional reporting and
automated, predictable finances

Multi-entity consolidated reports

What

Run consolidated financial reports for your companies within Intuit Enterprise Suite, including **Balance sheet, Profit and loss, Cash flow statement, and Trial balance.**

Why

Get your consolidated financial reports without having to sync with spreadsheets. You'll save time and get valuable insights into business performance across entities.

INTUIT
Enterprise Suite

+ New

BOOKMARKS

+ Add a bookmark

MENU

Dashboard

Tasks

Transactions

Multi-entity

Advanced accounting

Sales

Expenses

Customers & leads

Reports

Payroll

Time

Projects

Financial planning

Workflow automation

Taxes

Powered by qb quickbooks

Rising Building Co

Contact experts

Help

Video tour

Learn more

Feedback

Back to multi-entity

Report period

Year to date

Accounting method

Accrual

View options

Customize report

Save

Last updated 9 minutes ago

Profit and loss

Rising Building Co

January 1 - December 20, 2024

	Rising Building Co	Williams Construction	Horizon Construction	Eliminations	Total
Income					
Channel Discount	48538.35	68178.29	93874.46		210591.11
Shopify Discount	48538.35	68178.29	93874.46		210591.11
Channel Sales	85211.64	77633.10	39742.82		202587.55
Shopify Sales	85211.64	77633.10	39742.82		202587.55
Channel Shipping Income	44471.00	36002.10	63773.81		144246.91
Shopify Shipping Income	44471.00	36002.10	63773.81		144246.91
Discount Income	77198.41	64631.56	61424.03		203254.00
Sales	86257.86	8221.54	70176.52	879.28	163776.65
Sales of Product Income	80713.66	87435.92	65019.03	959.49	232209.12
Shipping Income	85689.76	90684.55	24003.33		200377.63
	\$5,08,080.69	\$4,32,787.05	\$4,18,014.01		13,58,881.75
Cost of Good Sold					
Channel Selling Fees	18338.66	3667.08	58781.32	955.11	79831.94
Shopify Selling Fees	18338.66	3667.08	58781.32	955.11	79831.94
Cost of Goods Sold	83948.81	55085.78	57965.09		1,96,999.69
	\$1,20,626.12	\$62,419.94	\$1,75,527.74		\$3,58,573.79
GROSS PROFIT	\$8,341.18	\$8,341.18	\$8,341.18		\$8,341.18
Invoices					
Advertising & Marketing	37784.99	60703.37	61609.60		160097.96
Car & Truck	96183.80	3349.24	18,478.91		118,011.95
Contractors	99,731.39	30,797.64	89,292.69	838.70	218,983.02
Insurance	67,374.66	2,628.23	26,416.92		96,419.80

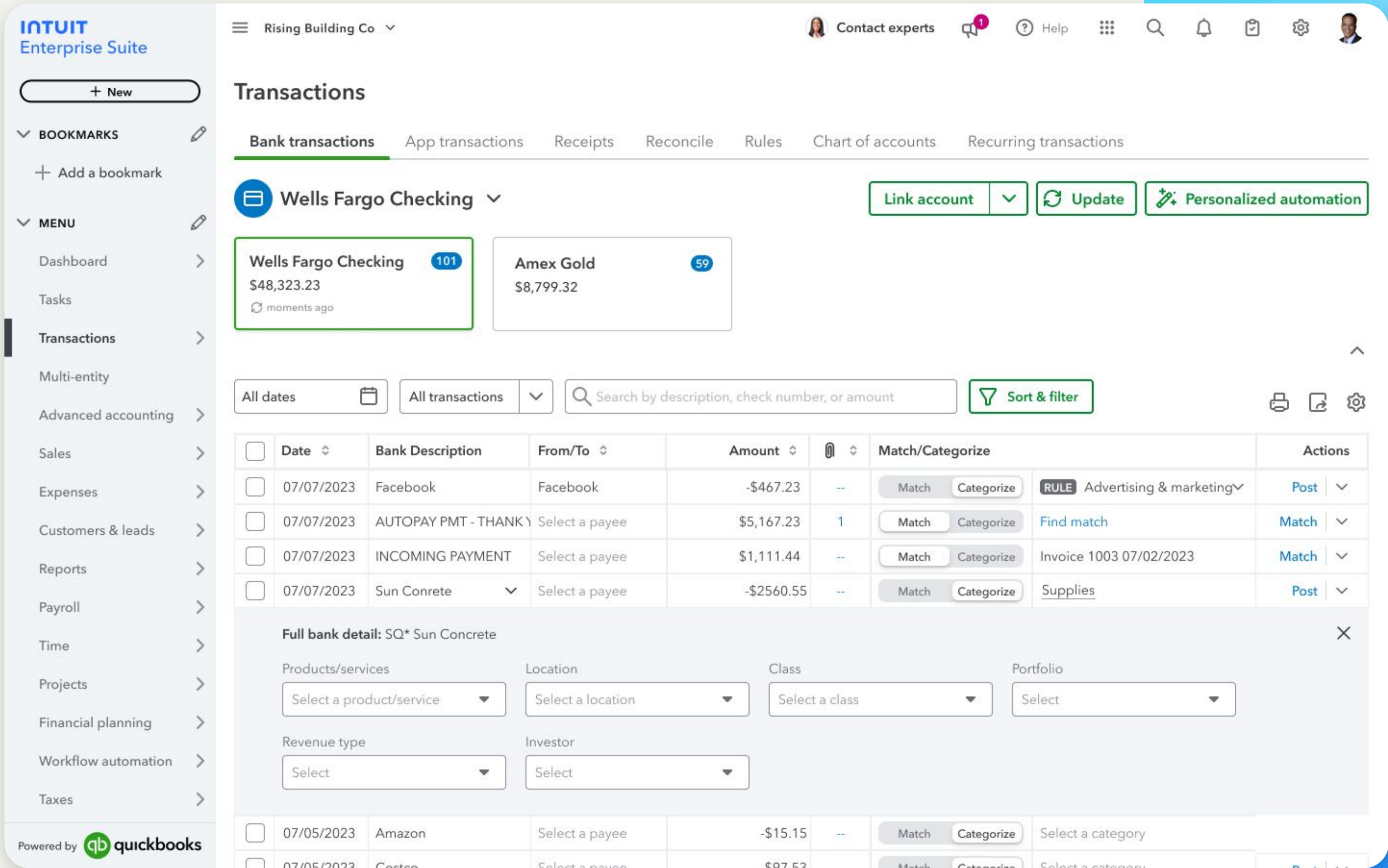
Dimensions in the bank feed

What

Categorize transactions by specific dimensions, right from the bank feed.

Why

Manage the categorization of your transactions at the point of data entry, improving efficiency and reducing the need for later adjustments.



Enhanced reporting for projects

What

Access the new standard report **Unpaid bills by project & vendor**. Create custom reports with project-related filters and customizations.

Why

Quickly get a comprehensive view of project financials, so you can proactively manage unpaid project bills and optimize your cash flow.

INTUIT
Enterprise Suite

+ New

BOOKMARKS

+ Add a bookmark

MENU

Dashboard

Tasks

Transactions

Multi-entity

Advanced accounting

Sales

Expenses

Customers & leads

Reports

Payroll

Time

Projects

Financial planning

Workflow automation

Taxes

Powered by qb quickbooks

Rising Building Co

Contact experts

Help

Video tour

Learn more

Feedback

Back to report list page

Switch to classic view

More actions

Export

Save

Report period

Last year to date

From

01/01/2024

To

12/20/2024

Accounting method

Accrual

View options

Compare

Display

Filters

General options

Refresh report

Last updated 9 minutes ago

Bill date	Bill number	Due date	Account	Amount	Open balance	Paid status
Summit Ridge Residenti...(4)						
Anderson Supplies						
10/10/2024	Bill 2003	01/05/2025	Accounts Payable	\$15,000.00	\$15,000.00	Unpaid
11/15/2024	Bill 2005	10/25/2024	Accounts Payable	\$13,500.00	\$500,000.00	Unpaid
12/20/2024	Bill 2007	12/25/2024	Accounts Payable	\$16,500.00	\$16,500.00	Unpaid
12/10/2024	Bill 2002	11/30/2024	Accounts Payable	\$14,000.00	\$14,000.00	Unpaid
Total for Anderson Supplies				\$59,000.00	\$59,000.00	
Total for Summit Ridge Res...				\$59,000.00	\$59,000.00	
Rocha Sunset Plaza Co...(4)						
Mir Building Materials						
10/15/2024	Bill 2011	10/25/2024	Accounts Payable	\$20,000.00	\$20,000.00	Unpaid
11/20/2024	Bill 2012	12/25/2024	Accounts Payable	\$27,000.00	\$27,000.00	Unpaid
12/25/2024	Bill 2077	11/30/2024	Accounts Payable	\$23,000.00	\$23,000.00	Unpaid
12/15/2024	Bill 2055	11/30/2024	Accounts Payable	\$21,000.00	\$21,000.00	Unpaid
Total for Mir Building Ma...				\$91,000.00	\$91,000.00	
Total for Sunset Plaza Comm...				\$91,000.00	\$91,000.00	
Riverside Industrial Park (4)						
William Constructors						
10/15/2024	Bill 2032	10/30/2024	Accounts Payable	\$25,000.00	\$25,000.00	Unpaid
11/20/2024	Bill 2033	12/05/2024	Accounts Payable	\$22,000.00	\$22,000.00	Unpaid
12/25/2024	Bill 2045	01/10/2025	Accounts Payable	\$19,000.00	\$19,000.00	Unpaid
12/15/2024	Bill 2037	12/30/2024	Accounts Payable	\$17,500.00	\$17,500.00	Unpaid
Total for Williams Cons...				\$83,500.00	\$83,500.00	

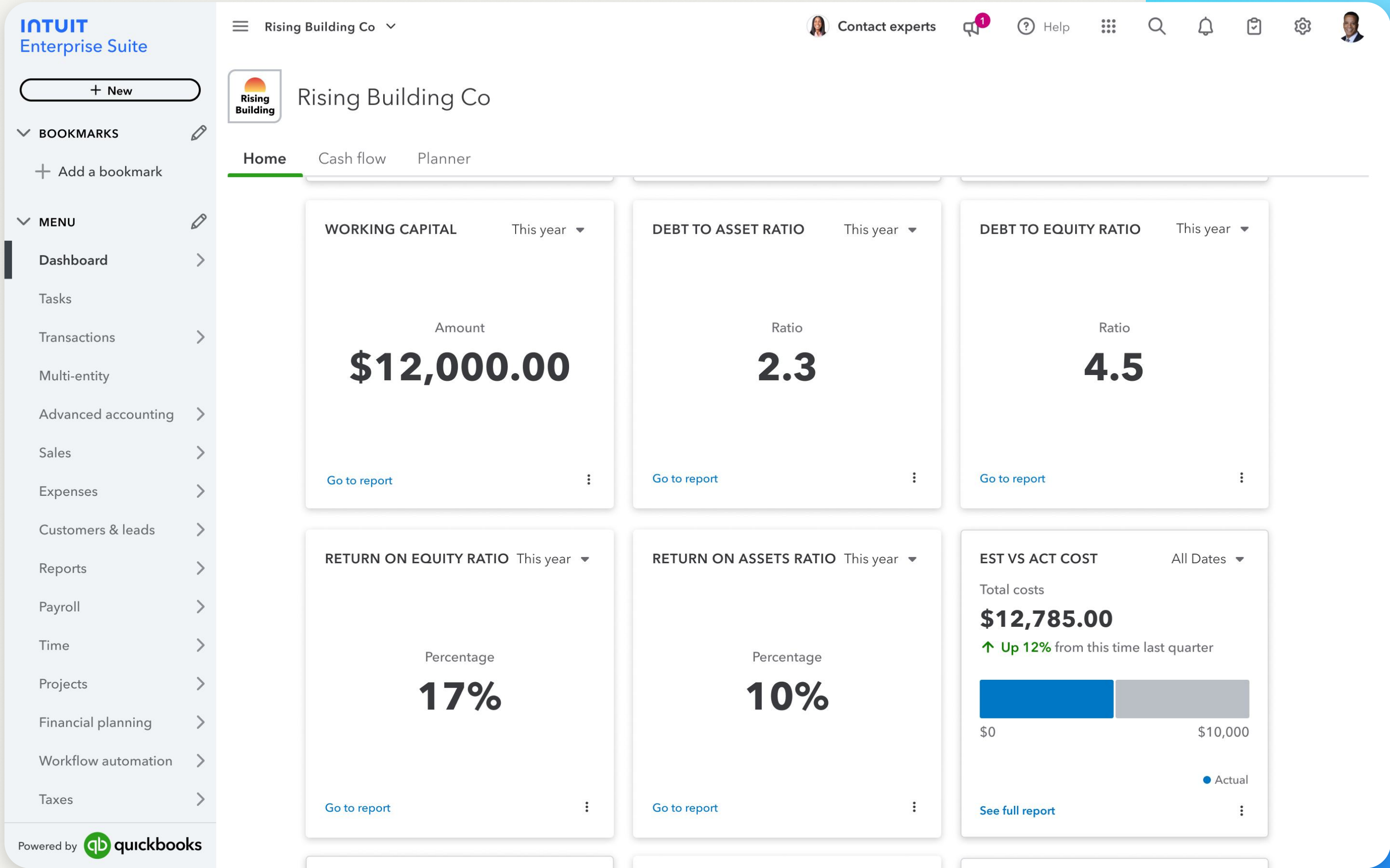
Tailored tools for professional services

What

Get reports, KPIs, and a dashboard tailored for the professional services industry.

Why

Get a better understanding of your business with reports and KPIs designed for professional services, all viewable from an industry-specific dashboard.



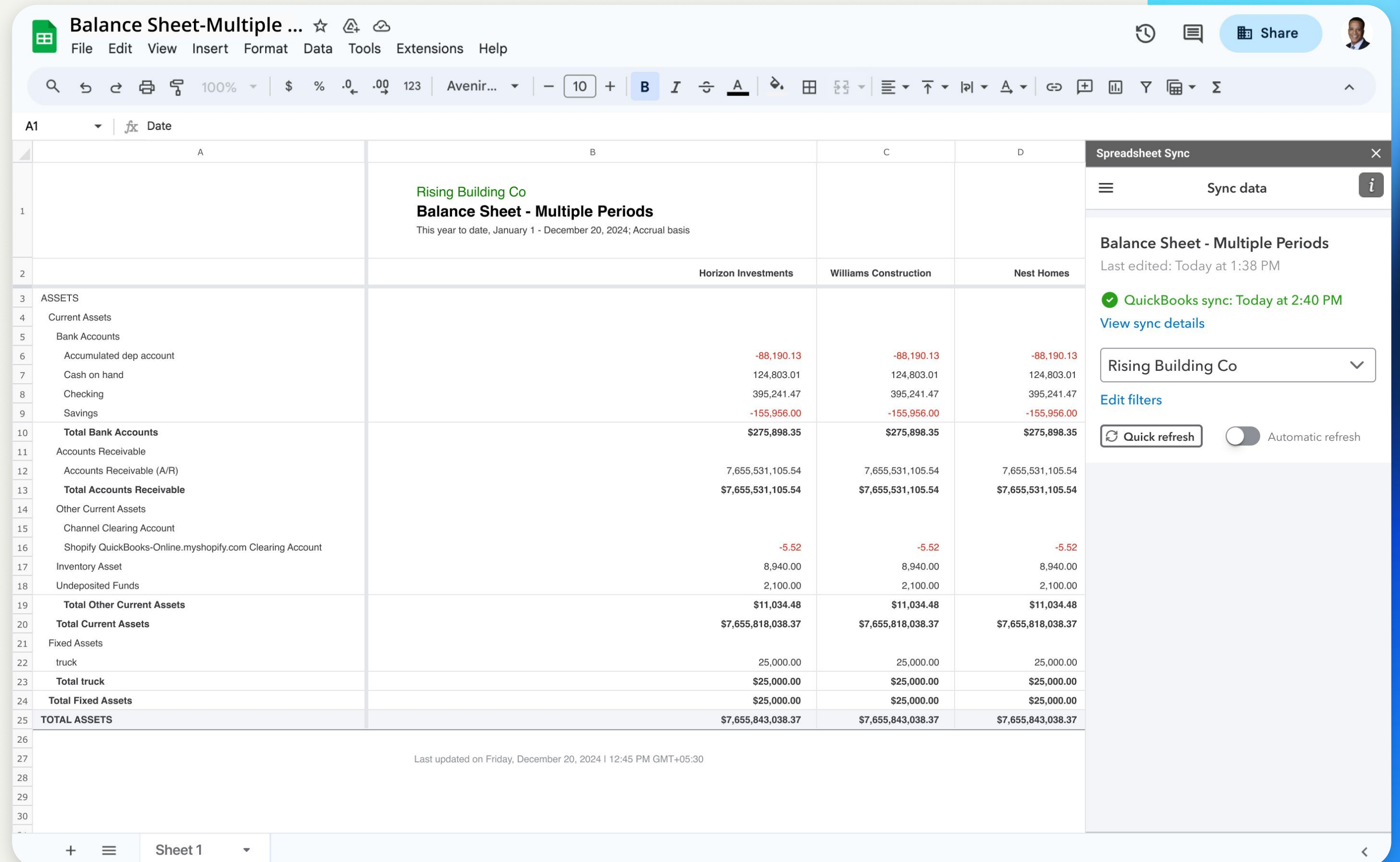
Spreadsheet Sync with Google Sheets

What

Create your own customized reports in Google Sheets using your Intuit Enterprise Suite data and collaborate with your team in real-time.

Why

Format your financial data for your specific business needs and keep it up to date with one click, saving you time and giving you more flexibility.



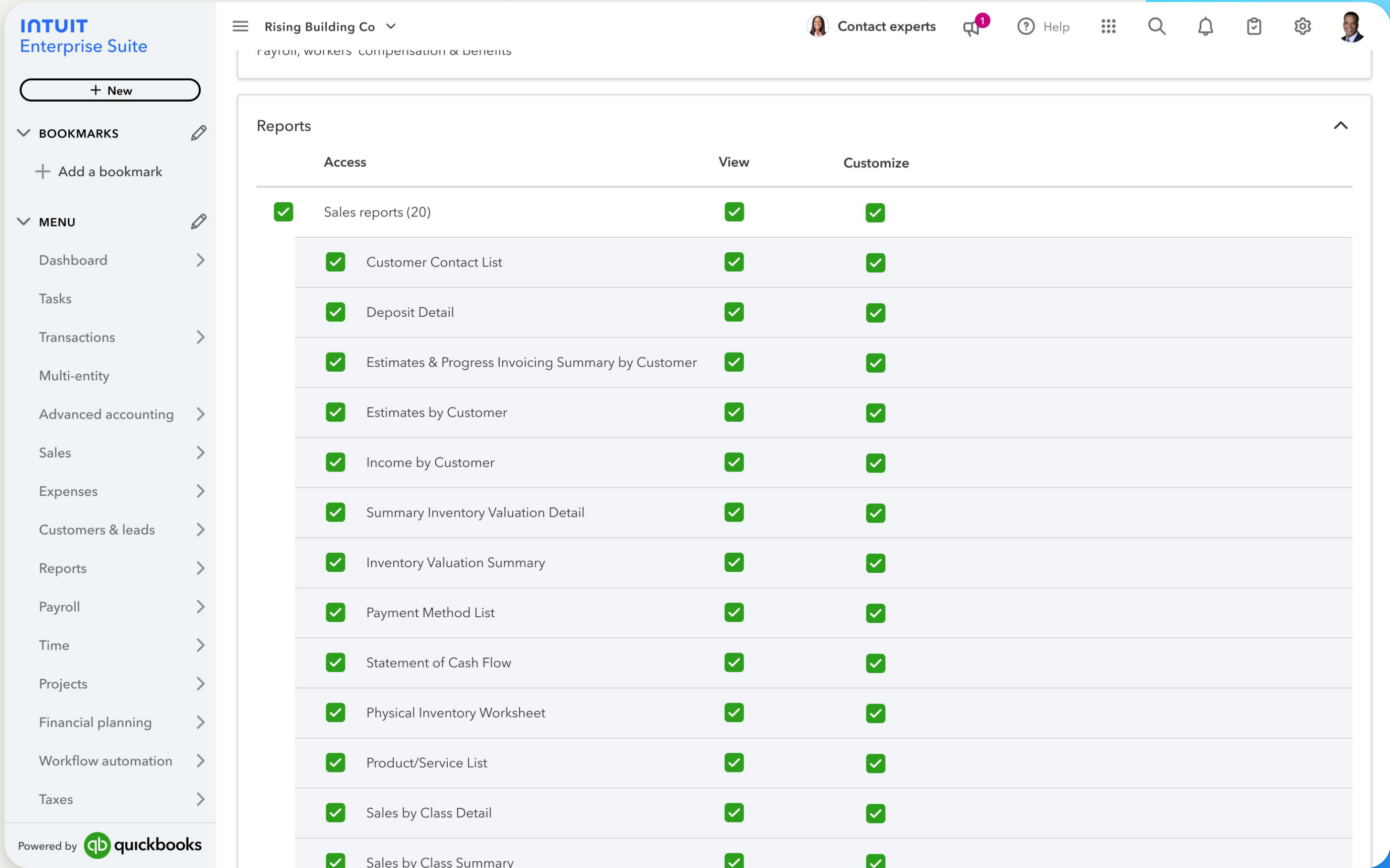
Granular permissions for reports

What

Limit view and edit access for standard reports by either report group or individual reports in a group.

Why

Control who has access to your financial and business data and effectively delegate tasks to ensure users only see the data they need.



Industry-specific customizations

Industry-tailored features to drive performance

Enhanced reporting for projects

What

Access the new standard report **Unpaid bills by project & vendor**. Create custom reports with project-related filters and customizations.

Why

Quickly get a comprehensive view of project financials, so you can proactively manage unpaid project bills and optimize your cash flow.

INTUIT
Enterprise Suite

+ New

BOOKMARKS

+ Add a bookmark

MENU

Dashboard

Tasks

Transactions

Multi-entity

Advanced accounting

Sales

Expenses

Customers & leads

Reports

Payroll

Time

Projects

Financial planning

Workflow automation

Taxes

Powered by qb quickbooks

Rising Building Co

Contact experts

Help

Video tour

Learn more

Feedback

Back to report list page

Switch to classic view

More actions

Export

Save

Report period

Last year to date

From

01/01/2024

To

12/20/2024

Accounting method

Accrual

View options

Compare

Display

Filters

General options

Refresh report

Last updated 9 minutes ago

Bill date	Bill number	Due date	Account	Amount	Open balance	Paid status
Summit Ridge Residenti...(4)						
Anderson Supplies						
10/10/2024	Bill 2003	01/05/2025	Accounts Payable	\$15,000.00	\$15,000.00	Unpaid
11/15/2024	Bill 2005	10/25/2024	Accounts Payable	\$13,500.00	\$500,000.00	Unpaid
12/20/2024	Bill 2007	12/25/2024	Accounts Payable	\$16,500.00	\$16,500.00	Unpaid
12/10/2024	Bill 2002	11/30/2024	Accounts Payable	\$14,000.00	\$14,000.00	Unpaid
Total for Anderson Supplies				\$59,000.00	\$59,000.00	
Total for Summit Ridge Res...				\$59,000.00	\$59,000.00	
Rocha Sunset Plaza Co...(4)						
Mir Building Materials						
10/15/2024	Bill 2011	10/25/2024	Accounts Payable	\$20,000.00	\$20,000.00	Unpaid
11/20/2024	Bill 2012	12/25/2024	Accounts Payable	\$27,000.00	\$27,000.00	Unpaid
12/25/2024	Bill 2077	11/30/2024	Accounts Payable	\$23,000.00	\$23,000.00	Unpaid
12/15/2024	Bill 2055	11/30/2024	Accounts Payable	\$21,000.00	\$21,000.00	Unpaid
Total for Mir Building Ma...				\$91,000.00	\$91,000.00	
Total for Sunset Plaza Comm...				\$91,000.00	\$91,000.00	
Riverside Industrial Park (4)						
William Constructors						
10/15/2024	Bill 2032	10/30/2024	Accounts Payable	\$25,000.00	\$25,000.00	Unpaid
11/20/2024	Bill 2033	12/05/2024	Accounts Payable	\$22,000.00	\$22,000.00	Unpaid
12/25/2024	Bill 2045	01/10/2025	Accounts Payable	\$19,000.00	\$19,000.00	Unpaid
12/15/2024	Bill 2037	12/30/2024	Accounts Payable	\$17,500.00	\$17,500.00	Unpaid
Total for Williams Cons...				\$83,500.00	\$83,500.00	

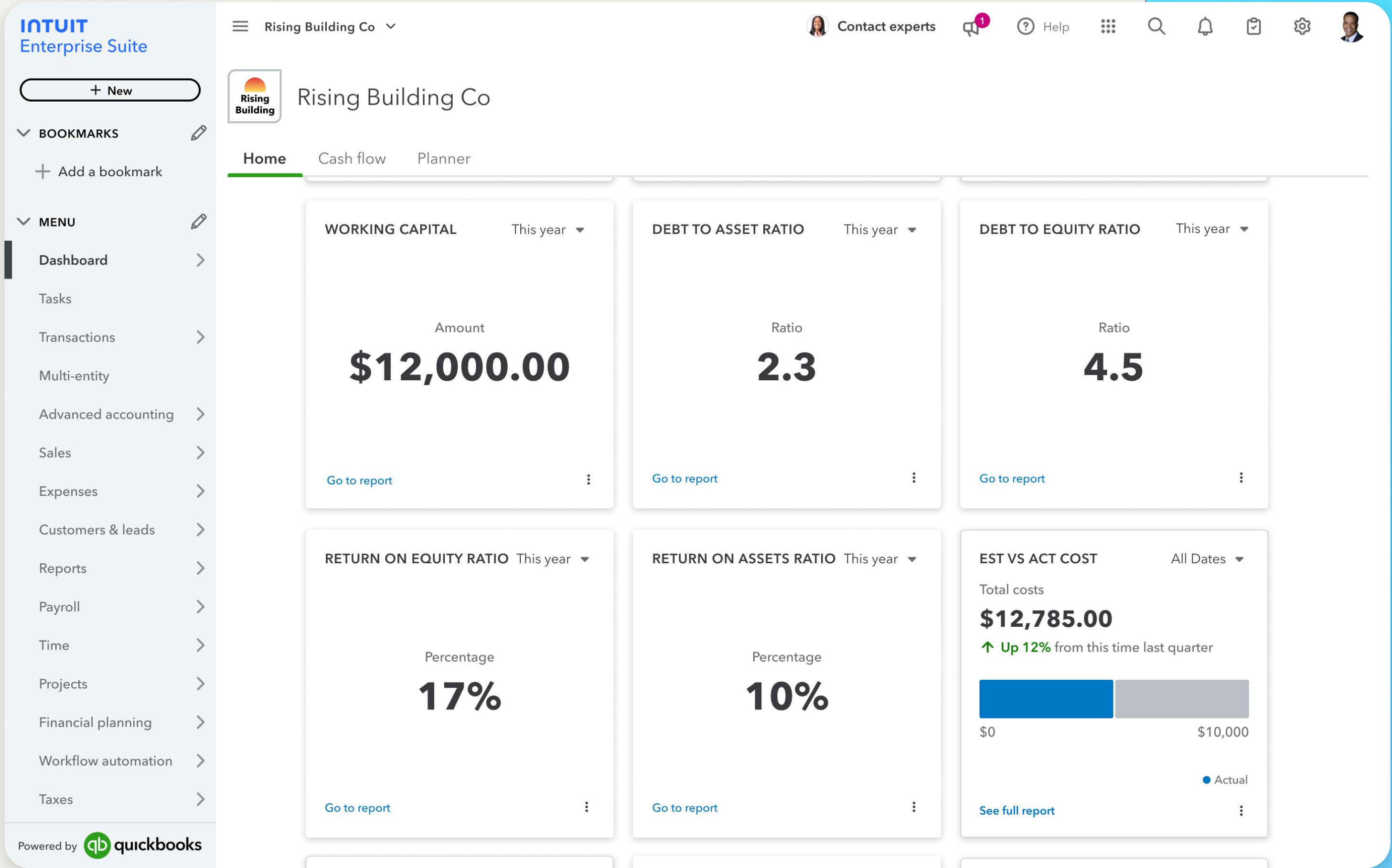
Tailored tools for professional services

What

Reports, KPIs, and a dashboard tailored for the professional services industry.

Why

Get a better understanding of your business with reports and KPIs designed for professional services, all viewable from an industry-specific dashboard.



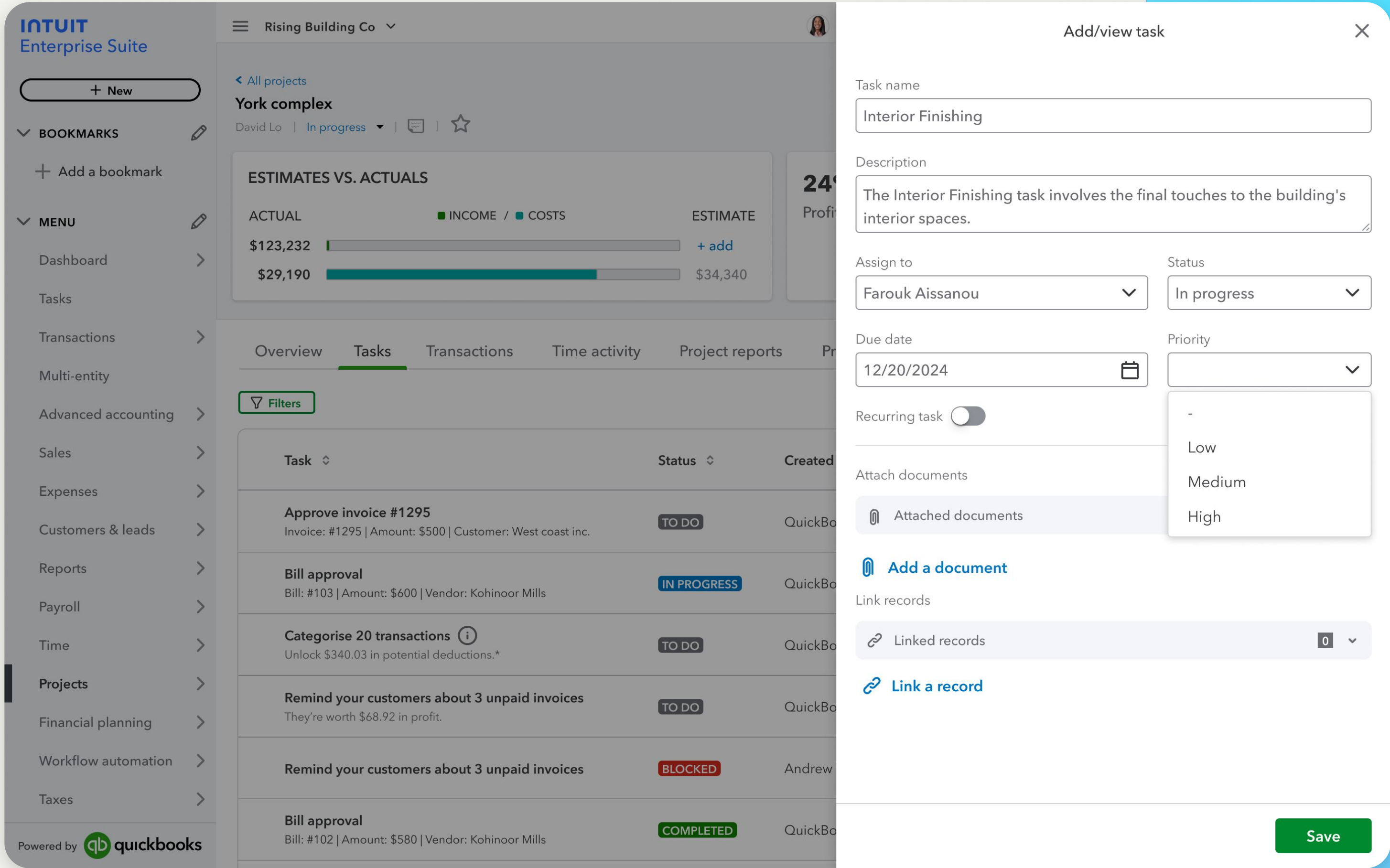
Enhanced project planning

What

Set a priority for tasks and customize how you’re notified about updates to project tasks.

Why

Easily prioritize work for you and your team so everyone can focus on what’s important and keep the project on track.



Knowify data integration

What

Use Knowify to invoice your construction customers, and make these invoices payable online through QuickBooks Payments.

Why

Your customer payments sync with Intuit Enterprise Suite, streamlining how you reconcile.

Available for customers with QuickBooks Online Payments.



Rising Building Co.
(334) 555-8912
risingbuildingco.com

Payment portal

Commercial project #11249

Welcome to our secure payment portal. The following invoice has been issued by Rising Building Co. - Commercial project #11249:

Invoice #15821309

Job: Commercial project #11249


Date: Dec 16, 2024

Amount: \$21,000.00

Please verify that the above information is correct and enter your payment details below.

- ☒ Credit card
- ☐ Bank account

CARD NUMBER

 1234

CARD HOLDER NAME

 Card holder

EXPIRATION CVC ZIP CODE

BigTime data integration

Sync pay types, hours assigned to projects, labor codes, tasks, and PO numbers from BigTime to QuickBooks Payroll.

Simplify payroll by syncing detailed pay types and job-costing data captured in BigTime, reducing the need for redundant data entry.

INTUIT

Enterprise Suite

21

Security & compliance

Improved oversight and control of your sensitive financial data

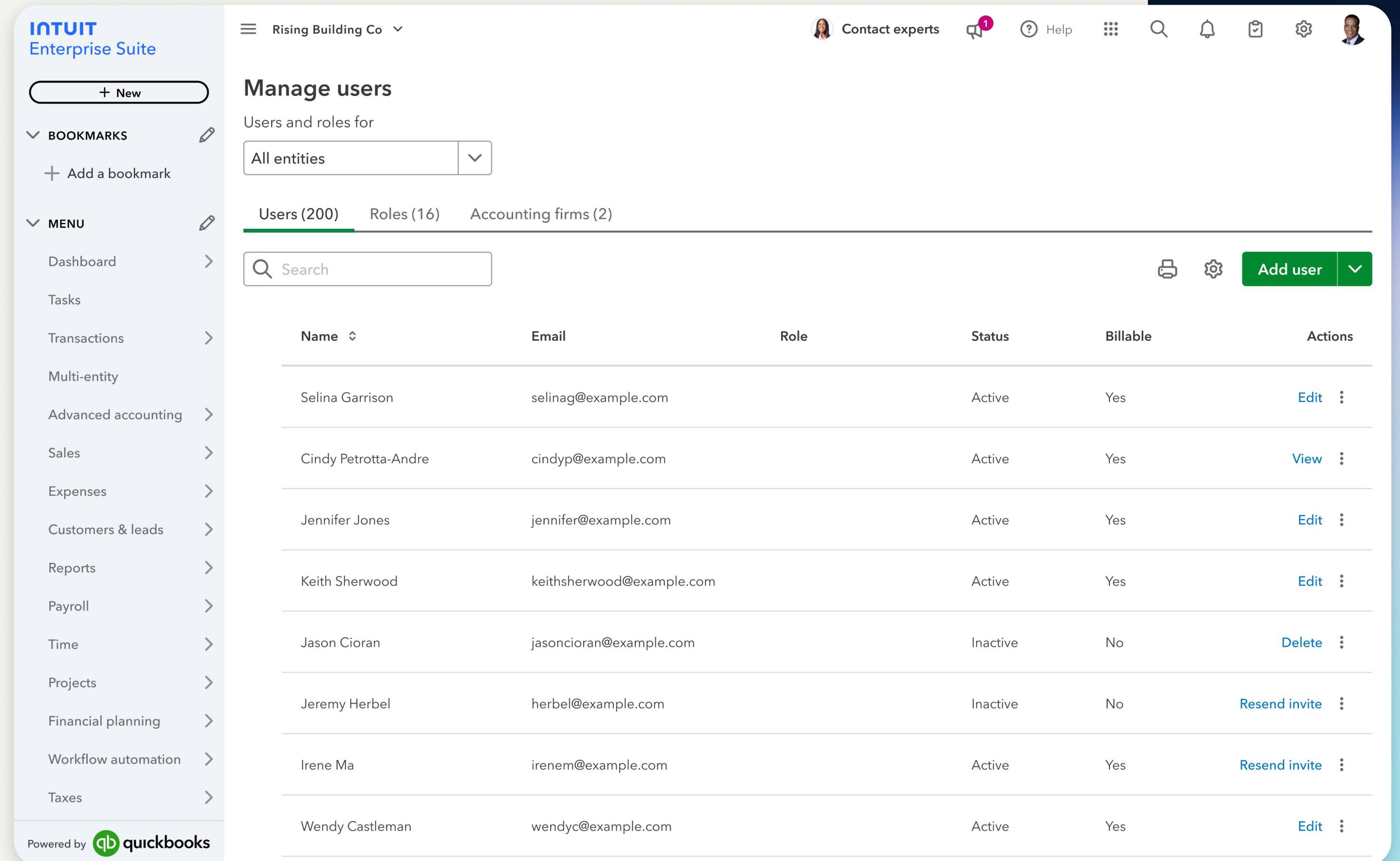
User visibility across entities

What

Admins can view and manage all users in one place. They can see the entities the user has access to, their role, and current status, plus make changes to that access.

Why

Improve oversight and management of your users without switching between entities.



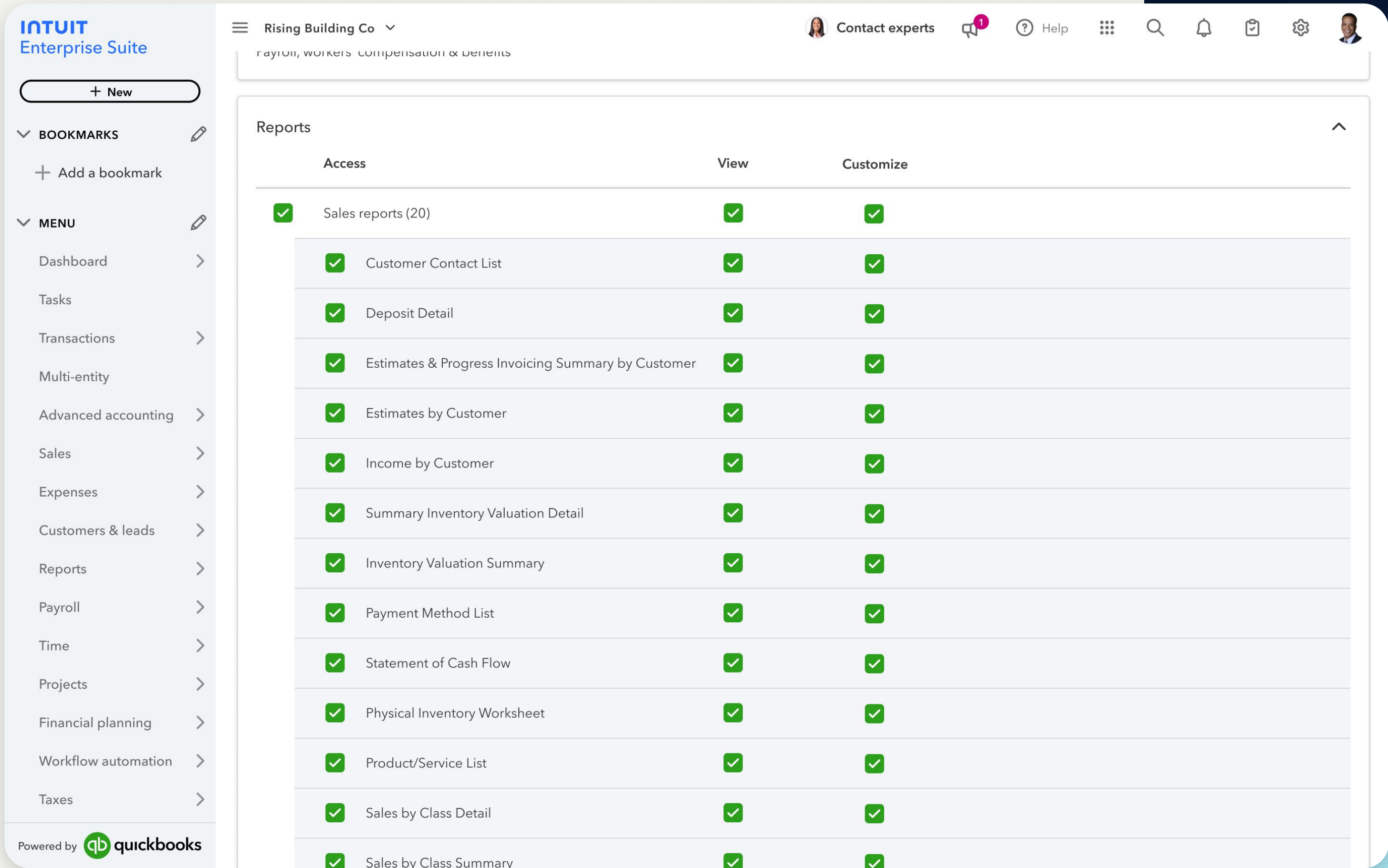
Granular permissions for reports

What

Limit view and edit access for standard reports by either report group or individual reports in a group.

Why

Control who has access to your financial and business data and effectively delegate tasks to ensure users only see the data they need.



HR Manager role

What

Assign an HR Manager role so a team member can handle only payroll, timekeeping, and human resources tasks.

Why

Prevent unauthorized access to sensitive financial data, and help ensure payroll runs on time by delegating these duties to an HR Manager.

Available for customers with QuickBooks Payroll Elite.

INTUIT
Enterprise Suite

+ New

BOOKMARKS

+ Add a bookmark

MENU

Dashboard

Tasks

Transactions

Multi-entity

Advanced accounting

Sales

Expenses

Customers & leads

Reports

Payroll

Time

Projects

Financial planning

Workflow automation

Taxes

Powered by qb quickbooks

Rising Building Co

Contact experts

Help

Back

Add user

Personal info

We'll send them an invite to access Intuit Enterprise Suite.

First name

Jonathan

Last name

Christopher Hodge

Email

jonathanhodge@example.com

Phone number

+1 (941) 555-5164

Company access

Select the role this person should have for Horizon Investments. You can also give access and assign roles for other companies. View role descriptions

Rising Building Co

Add company

Company Name	Role	Actions
<input type="checkbox"/> Rising Building Co	Standard all access	View permissions
	Bookkeeper	
	Track time only	
	View company reports	
	HR manager	
	Project manger	
	Expense manager	